

DOWNLOAD THE APP OR SOFTWARE



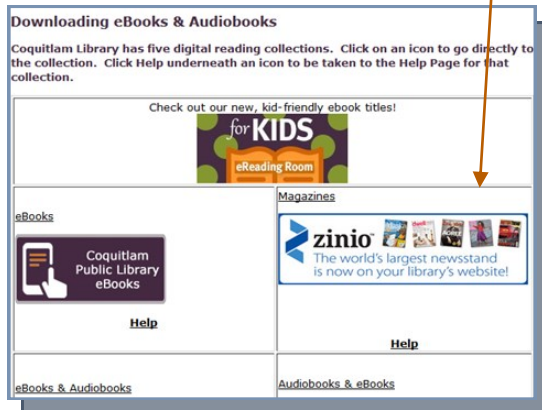
<http://ca.zinio.com/www/apps/desktop.jsp>

For tablets and smartphones download the “Zinio for Libraries” app (using the itunes app store or Google Play store).
For computers, download the Zinio Reader4 software or read the magazine right in your internet browser.

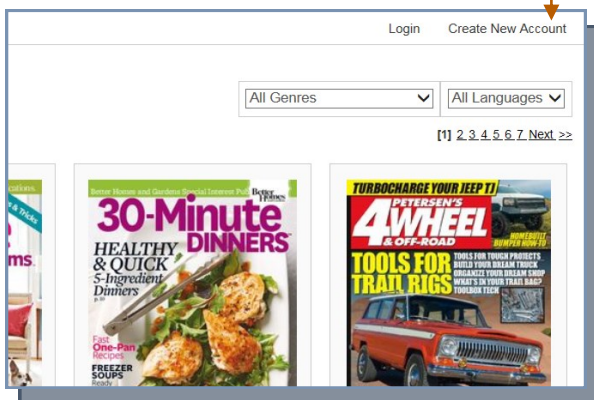
REGISTER FOR A ZINIO ACCOUNT

1. Open your Internet browser and go to www.coqlibrary.ca

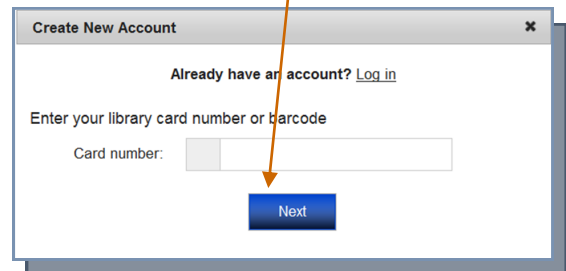
2. Click on **eReads & Audiobooks** on the right side of the screen.
3. From the list of headings, click on **“Zinio”**.



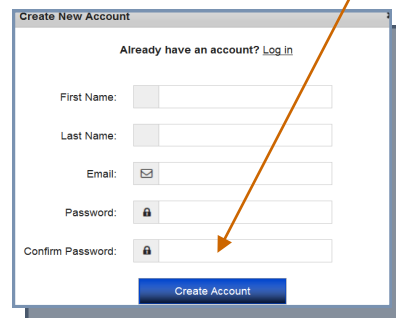
4. From the top right of the screen click **“Create New Account”**



5. When prompted, enter your library card number and click **“Next”**.



6. Fill out the form with your email address, create a password and select **“Create Account”**.



FIND MAGAZINES

7. Search or browse for an eMagazine.
8. Click on the cover of the magazine you wish to check out. This will display more information about it and list the back issues.
9. Click the **Checkout** button. It will now appear in your Zinio app or Reader4 program. Click **“Start Reading”** to read the magazine online OR click **“Keep Browsing”** to look for more magazines.

Have a question? Need help?

Stop by the library any time or
book a librarian for a one-on-one session

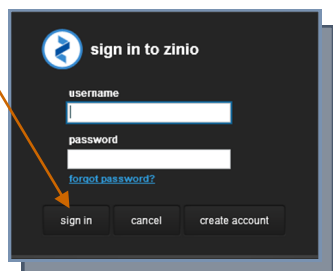
604-554-7323 (City Centre) | www.coqlibrary.ca

604-937-4141 (Poirier) | askalibrarian@coqlibrary.bc.ca

DOWNLOAD MAGAZINES

On computer

Open the Zinio Reader4 program. You will be prompted to sign into the app/software with your email and Zinio password. Type them in here and click "Sign in"



On the main page of the software, Zinio Reader4 will list the eMagazines you have downloaded.

Click on the different dates listed on the left to view other issues and magazines you have checked out.



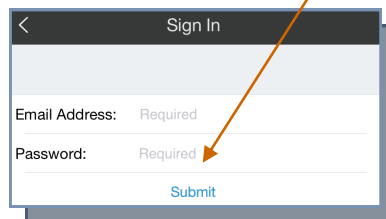
Download icon

You may also organize your eMagazines by name by changing the drop-down options listed at the top navigation bar.

Double click the cover of the eMagazine to read it while connected to the Internet, or click the download icon to download it to your computer for offline reading.

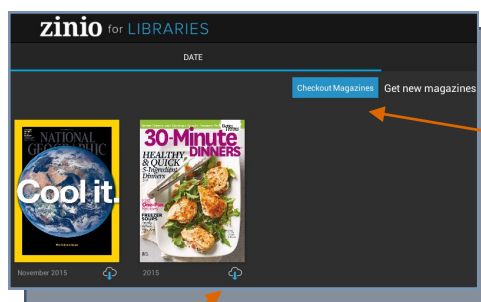
On a Tablet or Smartphone

Open the Zinio for Libraries app. Click "Login" and fill out the form with your location, home library, username and Zinio password. Android tablets may be redirected to Zinio's webpage to fill out and submit the form. Click "Submit" to log into the app.



Note: The app and location of icons may look different on different devices

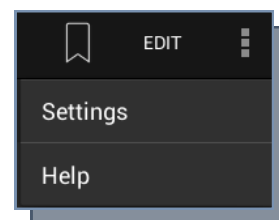
Items you have checked out will display on the main page of the app.



Click on Checkout Magazines to find other eMagazines

Click the download icon to download the eMagazine to your device or click the cover to begin reading.


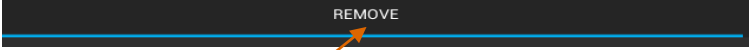
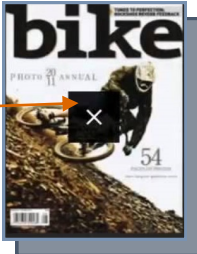
Note: If your newly checked out magazine does not automatically appear, tap on "Settings" on your screen's top right, followed by "Settings", and "Refresh Library".



Note for iPad & iPhone users:

The app can only have 500 issues downloaded at one time. To download more, delete old issues from all devices that your Zinio account is used on.

REMOVING OLD ISSUES FROM TABLETS

1. Tap "Read" → 
2. Tap "Edit" or "Manage Library" and ensure "Remove" is selected from the top menu. → 
3. Tap the X on the cover of the magazines you wish to remove. → 
4. Tap done to exit and return to the main screen. → 