

eMagazines from



Note: The layout of the app may look different on different devices.

ON A TABLET OR SMARTPHONE

CREATE AN ACCOUNT

- On a browser, go to coqlibrary.ca
- Click on **EREADS & AUDIOBOOKS** and then the digital magazines banner.
- Click on **CREATE NEW ACCOUNT** from the top right corner.
- Enter your library card number and click **NEXT**.
- Fill in the form and click on **CREATE ACCOUNT**.
- If you previously signed up for OneClickDigital or Zinio, your login is transferrable to RBdigital. Proceed to the **LOGIN** screen instead.

Create New Account

Already have an account? [Log in](#)

First Name:

Last Name:

Email:

Password:

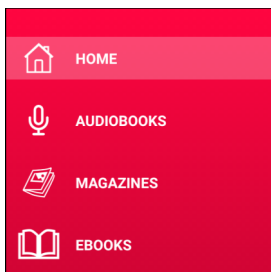
Confirm Password:

[Create Account](#)

Keep your username and password in a secure location. The library is unable to retrieve personal usernames or passwords.

DOWNLOAD THE APP

- The RBdigital app is compatible with Apple and Android devices, as well as Amazon tablets.
- Go to your device's app store and search for **RBDIGITAL**.
- Download and install the free app to your device. Open app and login using your username and password.



NAVIGATING THE APP

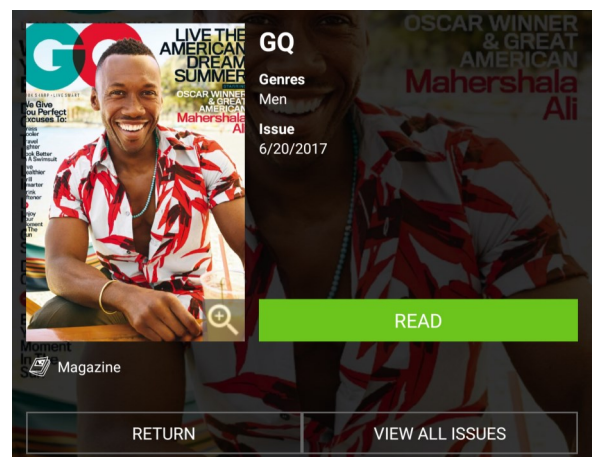
- After logging in, browse magazines or open the menu bar by clicking on
- The menu bar allows you to navigate to Home, Audiobooks, Magazines, eBooks, Checked Out, Wishlist, Holds, History, Profile and Settings.
- Note: RBdigital eMagazines, eBooks & audiobooks are all integrated into one app.
- If you are using a shared device, navigate to **YOUR PROFILES** to add the accounts of other users in your family.

SEARCHING AND BORROWING

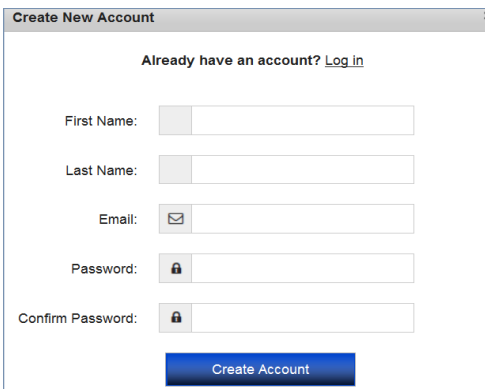
- Use the menu bar to **BROWSE** or use the **SEARCH** icon located at the top right to type in a specific publication name.
- Click on a magazine cover for more information about the title.
- Click **CHECKOUT** to borrow item or click **VIEW ALL ISSUES** to access back issues.
- Magazine borrows are unlimited.

READING & RETURNING

- View all borrowed items in the **CHECKED OUT** section of the menu bar.
- Click **READ** to begin reading. Your magazine will automatically download when connected to Wi-Fi.
- Borrowed items are automatically returned upon the due date. If you wish to return your item before the due date, navigate to the title, and then tap **RETURN**.



ON A COMPUTER:



Create New Account

Already have an account? [Log in](#)

First Name:

Last Name:

Email:

Password:

Confirm Password:

[Create Account](#)

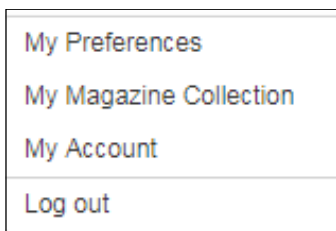
CREATE AN ACCOUNT


- On a browser, go to coqlibrary.ca.
- Click on **EREADS & AUDIOBOOKS** and then the digital magazines banner.
- Click on **CREATE NEW ACCOUNT** from the top right corner.
- Enter your library card number and click **NEXT**.
- Fill in the form and click on **CREATE ACCOUNT**.
- If you previously signed up for OneClickDigital or Zinio, your login is transferrable to RBdigital. Proceed to the **LOGIN** screen instead.

Keep your username and password in a secure location. The library is unable to retrieve personal usernames or passwords.

NAVIGATING ON YOUR BROWSER

- After logging in, begin browsing magazines or use the **SEARCH** bar located at the top of the screen to type in a specific publication name.
- Click on a magazine cover for more information about the title.
- Click **CHECKOUT** to borrow item or click **VIEW ALL ISSUES** to access back issues.
- Magazine borrows are unlimited.



- The menu button is located on the top right. Click on the icon  to navigate to Preferences, Magazine Collection and Account.
- **PREFERENCES** lets you to set up email notifications for new issues of your favourite magazines.
- **MAGAZINE COLLECTION** shows all your checked out magazines.
- **ACCOUNT** lets you update your profile.

READING & RETURNING


- Click on the cover of your checked out magazine or the 'open book' icon  to launch the **BROWSER READER**.
- Begin reading.
- Use the icons on the left side of the **BROWSER READER** to navigate.



TABLE OF CONTENTS



TOGGLE FULL SCREEN



SKIP TO PAGE



ZOOM



BOOKMARKS



PRINT



- Borrowed items are automatically returned upon the due date. If you wish to return your item before the due date, navigate to the title, and then select the **TRASH CAN** icon.

Have a question? Need help?

Stop by the library any time or
book a librarian for a one-on-one session

604-554-7323 (City Centre) | coqlibrary.ca
604-937-4141 (Poirier) | askalibrarian@coqlibrary.ca

2017/07 JQ