



OneClickdigital

Audiobooks and eBooks for iPods, Tablets, Smartphones and more

Note: The layout of the app may look different on different devices.

ON A TABLET OR SMART PHONE

CREATE AN ACCOUNT

- Go to: <http://coquitlambc.oneclickdigital.com>.
- Click on “Register” from the top right corner.
- Fill out the online form with your personal information. The username and password you create will be your OneClickdigital login information. Click the “Register” button at the bottom of the form.

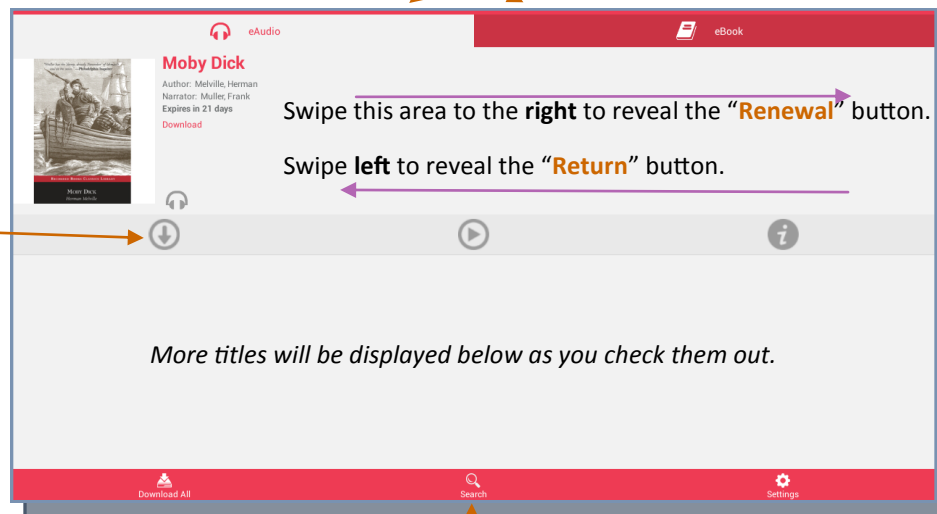
DOWNLOAD THE APP

- Download the free OneClickdigital mobile app (using the iTunes app store for apple devices or the Google Play store for android devices).
- Follow the prompts to set up the app and enter your OneClickdigital username and password.

NAVIGATING THE APP

eAudio and eBook tabs will display which items you have checked out

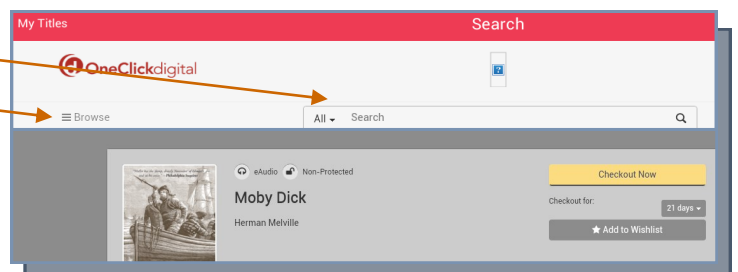
Tap to **download** the item to your device.



Search for more eAudios and eBooks

FIND AND CHECKOUT AN eAUDIO OR eBOOK

- Tap the search button on the bottom of the app. You may be prompted to enter your password again.
- **Browse** by genres or **Search** for a title.
- Tap the cover of the book, then click the “Checkout” button. The title will automatically be added to your titles list.
- Tap “My titles” in the top left corner to return to the main page and view the items you have checked out.



www.coqlibrary.ca

ON A COMPUTER



CREATE AN ACCOUNT

- Go to: <http://coquitlambc.oneclickdigital.com>.
- Click on “Register” from the top right corner.
- Fill out the online form with your personal information. The username and password you create will be your OneClickdigital login information. Click the “Register” button at the bottom of the form.

DOWNLOAD THE SOFTWARE

- For eAudio download the desktop software (for Mac or PC) from <http://coquitlambc.oneclickdigital.com/#help>.
- For eBooks, download Adobe Digital Editions from www.adobe.com/account.html. You will need to create an adobe ID. Click “Get an Adobe ID” and follow the prompts. Sign into the Adobe digital editions software using your email and adobe password.

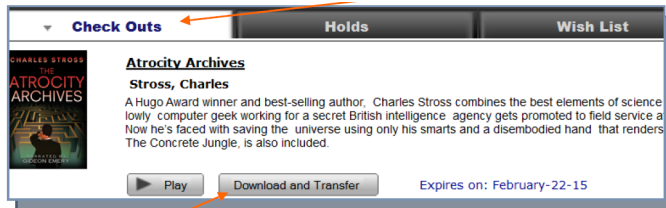
FIND AND CHECK OUT AN eAUDIO OR eBook

Please note, wma files **cannot be downloaded** to a computer or transferred to any device and can only be listened to online. Items that can be downloaded will display an open lock icon  next to the cover. Those that cannot will display a closed lock  icon.

- Once logged into your account at <http://coquitlambc.oneclickdigital.com>, **browse** or **search** for an eAudio book.
- Click on the cover to see more details. Click “Check out” to check out a book. This will begin the download process. Follow any prompts to allow the file to download. A box may open in your browser window prompting you to open the file. Click “open” and the file should automatically open with OneClickDigital Media Manager (for eAudios) or with Adobe Digital Editions (for eBooks). If you are using Chrome or Safari, you may need to manually open the file. It is likely located in your browser’s download’s bar or your computer’s downloads folder.

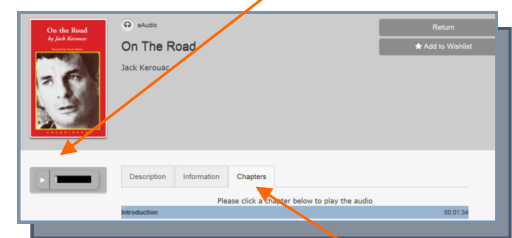
DOWNLOAD OR TRANSFER BOOKS

eAUDIO can be listened to **online** rather than downloading it. After you check out an item, click the **play button** on the online media player to begin listening to the eAudiobook. **To listen to the book offline or transfer to a device**, open the OneClickDigitalMedia software you previously downloaded onto your computer. Click the Check Outs tab.

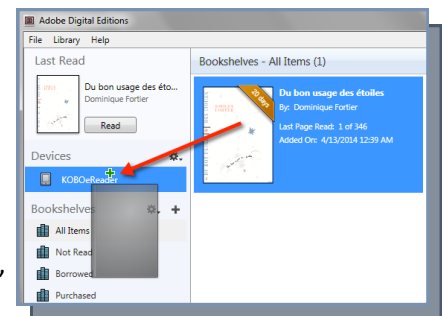


To transfer from a computer to MP3 or Apple device, plug your device into your computer and click the “Download and transfer” button.

eBOOKS will automatically open with Adobe Digital Editions. To transfer them to a device, plug your eReader into your computer. If the screen on your eReader reads “Computer detected” tap “Connect” or “Manage Library”. Your eReader should be listed in the menu on the left of Adobe Digital Editions. Click, hold, and drag the cover of the book you want onto your device. Unplug your eReader and enjoy!



To listen to a specific chapter, click the Chapter’s tab, then the chapter you would like to hear.



Have a question? Need help?

Stop by the library anytime
or book a librarian for a one-on-one session.

604-554-7323 (City Centre) | www.coqlibrary.ca
604-937-4141 (Poirier) | askalibrarian@coqlibrary.bc.ca