

Consumer Reports



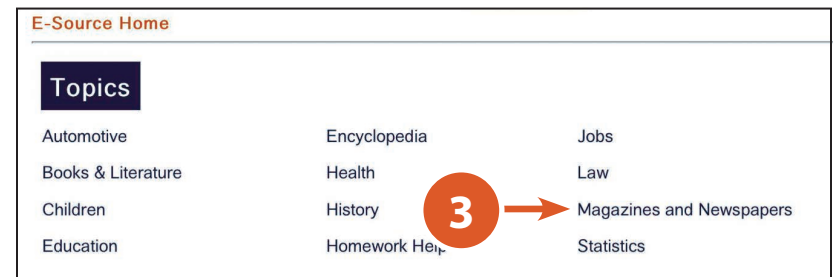
Search or browse the latest issues of **Consumer Reports** online from home or work.

This brochure explains how to:

- Search for articles on specific products
- Browse issues

Search for Articles

1. Go to www.coqlibrary.ca
2. Click on  on the right side of the screen.
3. Click on **Magazines and Newspapers**.

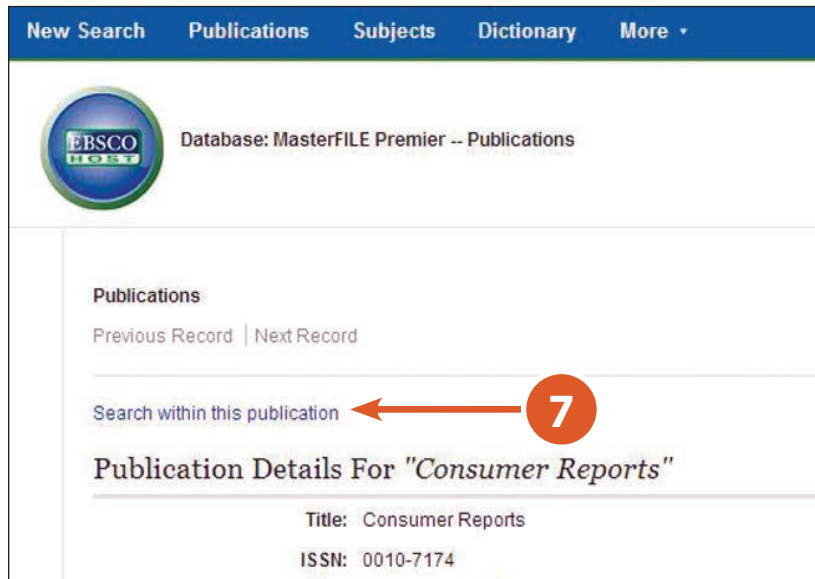


4. Find **Consumer Reports** under **Featured eResources**.

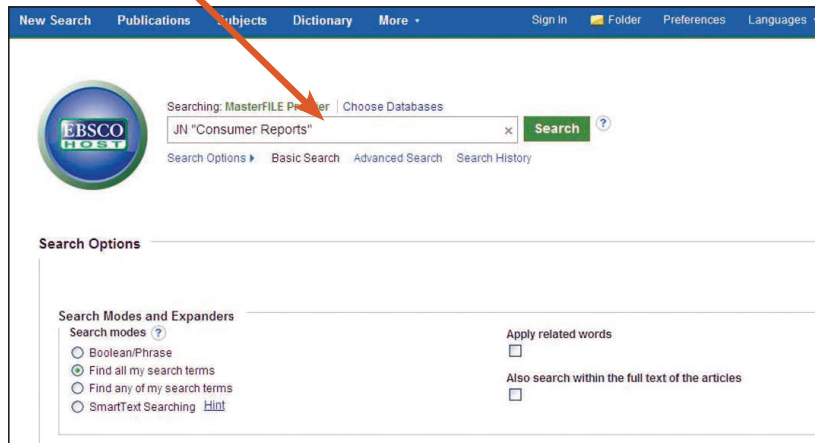


5. Click **Login required - click here** beside Consumer Reports and log in using your library card number (or username) and your password (usually the last 4 digits of your telephone number).
6. Click on **Consumer Reports** to connect.

7. Click on **Search within this publication.**



You will see some words in the search box. Leave the words there and add 'and' and an item about which you would like to find articles.



Example: To find reports about dishwashers, type **and dishwashers.**

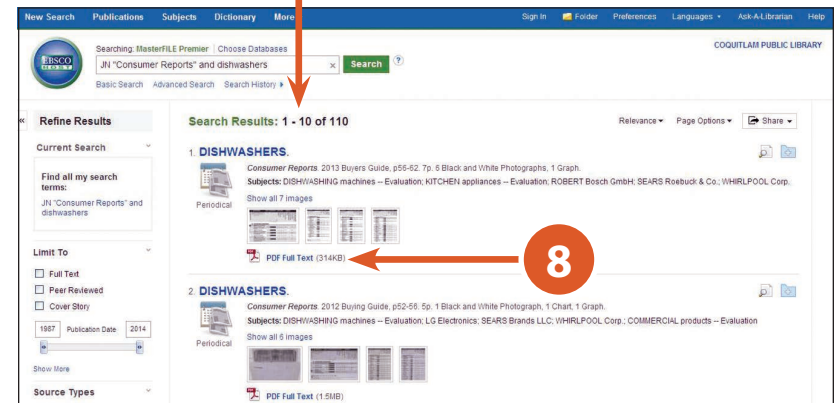
The words in the search box will look like this:

JN "Consumer Reports" and dishwashers

Click **Search.**



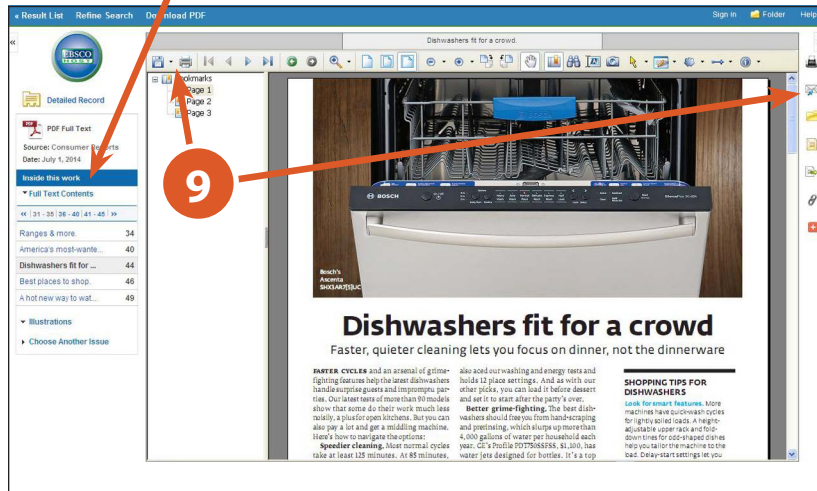
You will see a list of results, sorted by relevance.



- Click on **PDF Full Text** below an entry to view the article. It may take time to load.

You should see the article as it appeared in the print version of the magazine.

Note the **table of contents** to the left allows you to browse through the rest of the magazine without leaving the current screen.

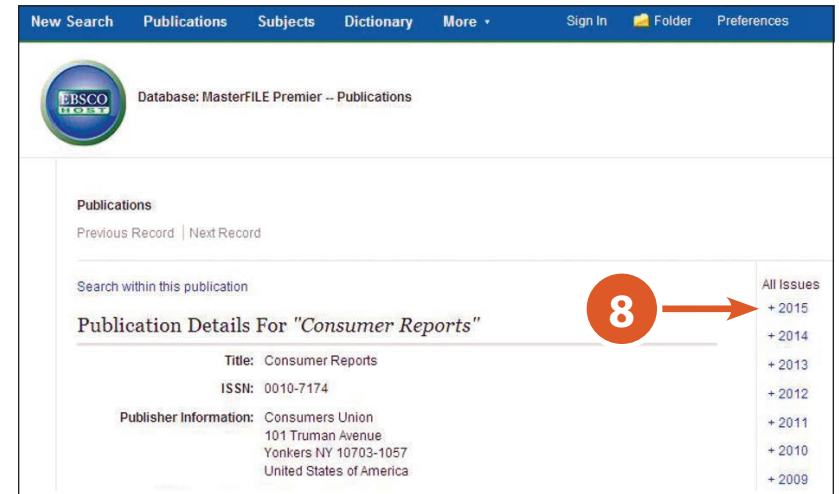


- You have the option to **download** or **print** the article by using the tool bar near the top of the screen. To **email** the article, use the tool bar along the right side of the screen.

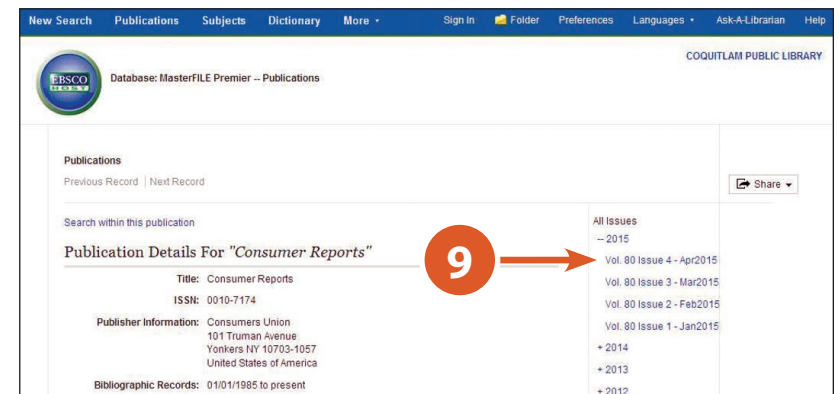
Browse Issues

Follow Steps 1–7 above for **Search for Articles**.

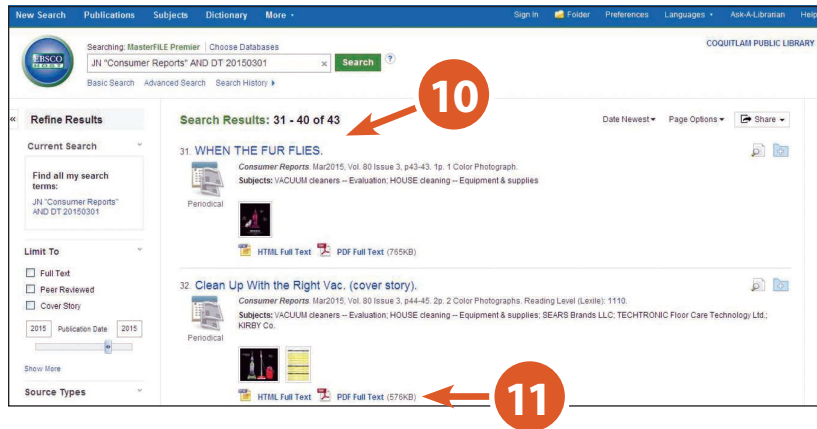
- Click on a year on the right of the screen under **All Issues**.



- Click on a month to choose an issue.

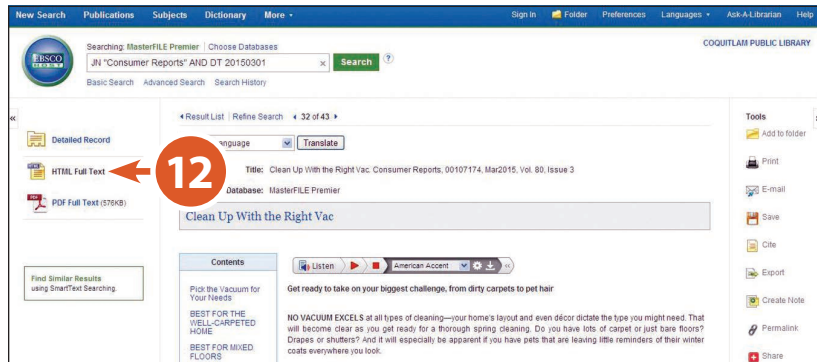


10. All the articles from the issue will appear in a list.



11. Click on the **PDF Full Text** link near the bottom of an item to see the article as it appeared in the print version of Consumer Reports. See Step 8 in Search for Articles for more on using the PDF.

12. Click **HTML Full Text** for a text version of the article. This includes an option for listening to the article. Print and email options are along the right side of the screen.



City Centre Branch
1169 Pinetree Way
Ask-Me Desk: 604-554-7330

Poirier Branch
575 Poirier Street
Information Desk: 604-937-4144

www.coqlibrary.ca